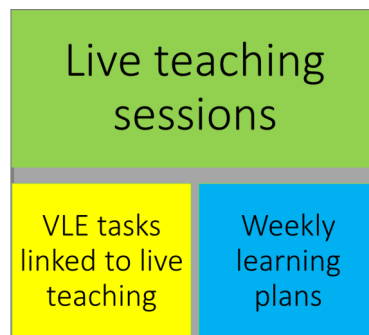




Accessing Your Child's Remote Learning

During school closure it is important that children continue to access the curriculum and so we have ensured that that your child has a range of work to support them in completing their 4 hours of learning each day. Your child's remote learning is made up of a number of elements which work together to ensure that they continue to access high quality teaching and learning while they are not in school.



Each part of our Remote Learning Offer has been planned in for a different purpose and so it is important to us that we help you to access them all wherever possible.

Live teaching sessions– your child will be to join up to 4 live teaching sessions each day via Zoom. We will use these sessions to introduce new learning to your child which will help them to work on the other tasks independently. As well as ensuring learning will continue it will help them to keep a routine during their time away from school.

VLE tasks linked to live teaching– Following your child's live teaching sessions, linked tasks will be shared on our VLE. Once your child has completed these tasks they can then share their work on the same thread to get feedback from their teacher.

Weekly learning plans– in addition to the live teaching and VLE tasks, your child's teacher will provide a weekly learning plan continue additional learning tasks for your child to complete. These are available on both the VLE and the curriculum tab of our website.

If you are having difficulties accessing your child's Remote Learning we are always happy to help. Before you contact school we have included the answers to some of our most frequently asked questions below:

Live teaching sessions

VLE tasks linked to live teaching

Weekly learning plans

Live teaching sessions:

How do I join the Zoom meeting?

Your child's class teacher will email you with joining details and a user guide.

Either copy and past the 'Join meeting' link into your search bar or if you have the Zoom app use the Personal Meeting ID and Password to join.

I have followed the join link but my child is not being let into the meeting

Once the session is underway your child's teacher will lock the meeting meaning that they will not see who is in the waiting room– they may check the waiting room mid session and let your child in then. It is important to check the times of your child's sessions so that they arrive on time. If your child is not let in then please check the VLE for any tasks linked to it.

Is there any flexibility in timing for the sessions? We appreciate that it can be difficult to coordinate learning when you have more than one child and will always try to support where we can. It may be possible that one of your children may be able to move session.


What if my child cannot attend a one off session for a specific reason? We understand that this happens and there may be an occasional session that your child has to miss. In this event please contact your child's teacher or the school office. A selection of additional activities are available in the Learning Plan that your child can do in place of the live learning session.

Why has my child's session not started on time? Like you we sometimes have technological difficulties. In this instance we will attempt to let you know by text or email as soon as possible. If your child's teacher is not offering live teaching for a session due to a planned event they will always let you know in advance during a Zoom session and by email.


VLE tasks linked to live teaching sessions:

How do I find the VLE? There are a number of places to find the VLE login page on our website.

By clicking [Pupil Login](#) in the top left hand corner of the home page.



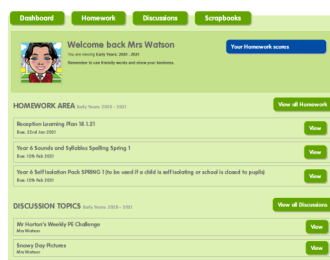
On the Pupil VLE Login page under the Curriculum tab:



I can't find my child's login details Your child's class teacher will be able to provide you with their login details.


Where do I find the tasks on the VLE?

When you log into your child's VLE you will see a dashboard like the one below. Activities linked to the Zoom sessions will have Zoom in the title. Simply click on 'view'

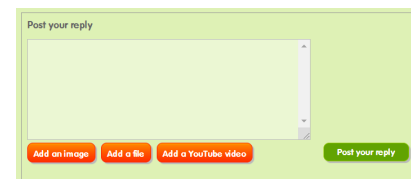


Weekly Learning Plans:

Where can I find my child's Weekly Learning Plan? Your child's Learning Plans will be available each Monday on their VLE dashboard or the website under Curriculum and their phase



How do I share my child's completed learning? The best way to share their learning is through the comments box on the VLE where you can add text, files, images or videos.



If you are having difficulty uploading in this way please speak to your child's class teacher who will try to help.

Can I have a paperpack for my child instead?

We are not providing paper packs as we want to work with parents to ensure your child gets the highest quality education we can provide at this time. A worksheet or workbook that would be provided in a paper pack can not replace the quality first teaching that your child would receive during a live teaching lesson. If you need support to access the internet we have a number of ways we can help including a range of ways to access free data and some loan devices.

If you still have a problem with accessing your child's Remote Learning or have a question about any of the above please contact us via email on admin@woodfield.doncaster.sch.uk